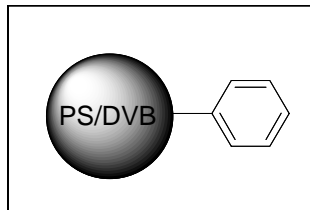


Sepax PolyRP Columns

Specifications



Porous Packings

PS/DVB Particles: spherical, 80% cross-linking

Pore size: 100, 300, 500 and 1000 Å


Particle size: 5 and 10 µm

Pore volume: 1.0 mL/g

Surface area: 280 m²/g for 100 Å pore size

Phase structure: phenyl group

Separation mechanism: hydrophobic interaction



Non-Porous Resins

PS/DVB Particles: spherical, 80% cross-linking


Pore size: non-porous

Particle size: 1.7, 3, 5 and 10 µm

Surface area: <10 m²/g

Phase structure: phenyl group

Separation mechanism: hydrophobic interaction



Description

PolyRP phases are made of 80% cross-linking PS/DVB spherical particles. Those highly rigid particles have both non-porous and porous structures with the particle size selection of 1, 1.7, 3, 5, and 10 µm. The phase structure is phenyl functional group that enables hydrophobic interaction. Compared with silica based reversed phases, PolyRP phases have advantages over applications at extreme pH (1-14) with special selectivity and slightly lower separation efficiency. A typical test chromatogram for quality control is shown in Figure 1 for a 7.8x300mm PolyRP-300 (10 µm) column.

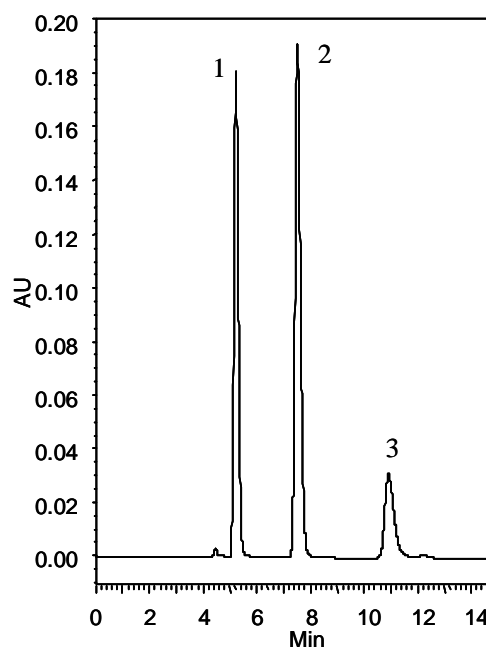


Figure 1. Test chromatogram of PolyRP-300. Column: PolyRP-300 (10µm, 300Å, 7.8x300mm). Mobile Phase: 55% ACN/45% H₂O/0.1% TFA. Flow Rate: 2.0 mL/min. Temperature: Ambient. Detection (UV): 254 nm. Injection volume: 10 µL. Sample: 1. p-Amino benzoic acid, 2. p-Cyanophenol, 3. p-Nitroaniline.

Characteristics

- Uniform particles and narrow pore size distribution
- Extremely high chemical stability
- Unsurpassed pH stability (1-14)
- High retentivity
- Better selectivity
- High mechanical stability